


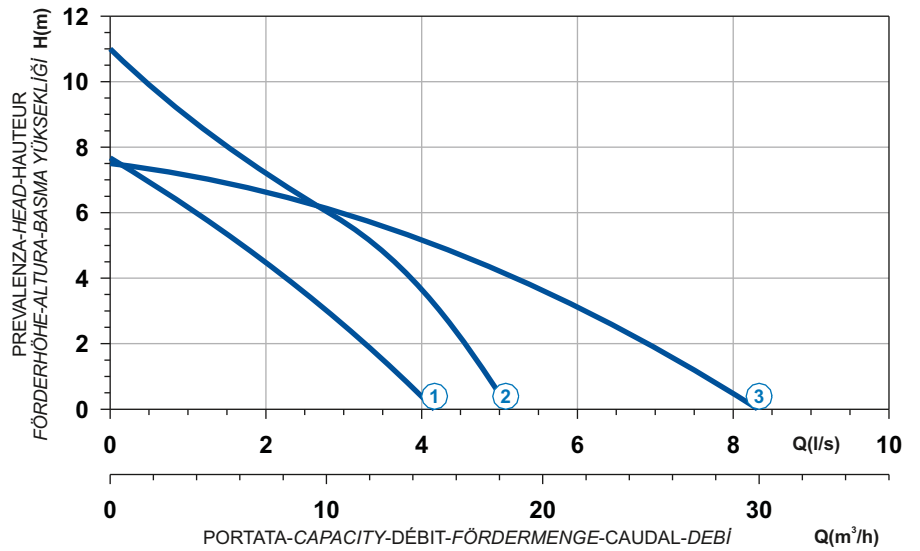
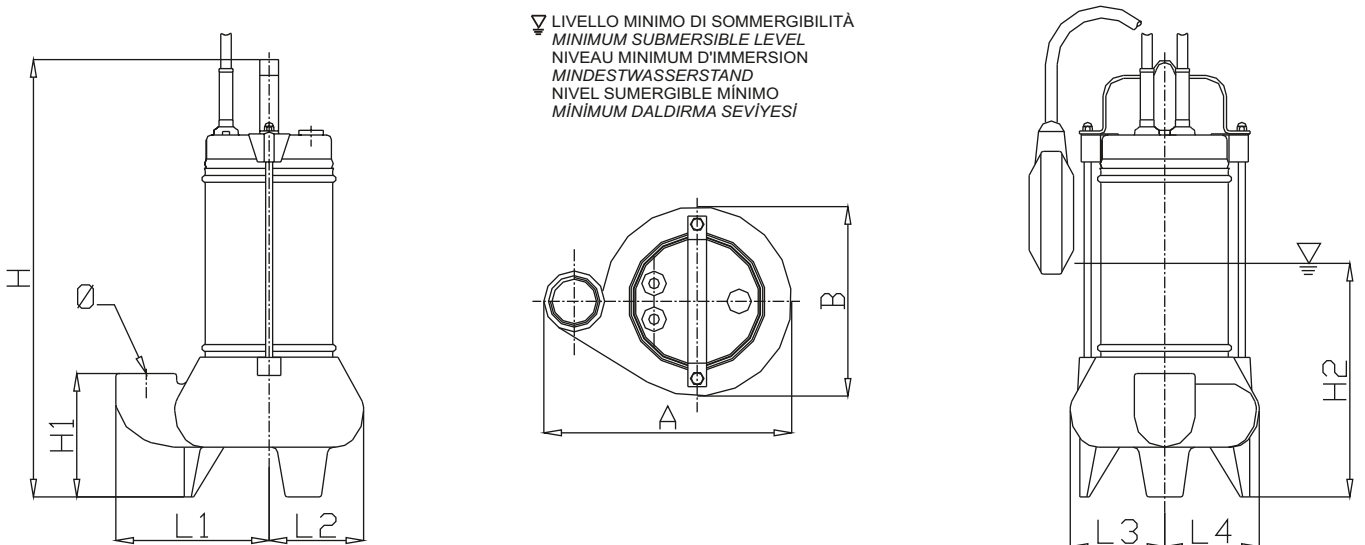
 Acciaio inox e ghisa	 Stainless steel and cast iron
 Acier inoxydable et fonte	 Edelstahl und Grauguss
 Acero inox y hierro fundido	 paslanmaz çelik ve döküm demir

Curva caratteristica - Performance curve - Courbe caractéristique
Kennlinie - Curva característica - Karakteristik eğri



Curve N°	Code	Type	MOTOR				Free passage (mm)	Discharge	Weight (Kg)
			Power supply	R.P.M.	Rated power P2 (kW)	Rated current I (A)			
1	8002334	LVG-06MB1-32	1ph 230V 50Hz	2850	0,58	3,5	35	1"1/4	10,5
2	8009376	LVG-09MB1-32	1ph 230V 50Hz	2850	0,9	5,2	30	1"1/4	12,5
3	8004930	LVG-09MB1-50	1ph 230V 50Hz	2850	0,9	5,2	40	2"	14

Dimensioni - Dimensions - Dimensions - Abmessungen - Dimensiones - Ebatlar (mm)



Curve	Code	Type	H	H1	H2	A	B	Ø	L1	L2	L3	L4
1	8002334	LVG-06MB1-32	370	105	200	213	160	1"1/4	133	80	80	80
2	8009376	LVG-09MB1-32	410	105	215	213	160	1"1/4	133	80	80	80
3	8004930	LVG-09MB1-50	430	120	225	270	190	2"	175	95	95	95